

EcoCharge


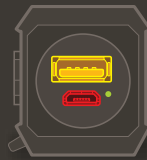
Models: GDI-EXCH2600/601

Charge Your Personal Device USB Out Charging Port

- 1 Twist open the cap
- 2 Connect the USB cord for your Smart Device to the **USB OUTPUT** (5V, 1A) to charge your device.
- 3 Connect the USB cable from the EcoCharge Powerbank to the USB port on your personal Smart Device to start charging your device.

NOTE: Charging rates are similar to the charging rate when connected to the USB of a desktop PC.

Charging times for Smart-devices connected to your EcoCharge may vary depending on the device being charged, the device's battery specifications, and the device features. In some instances your personal device may not indicate if charge is in process.



Charge Your EcoCharge & LED Battery Indicator

USB In Charging Port

Your EcoCharge has a **micro USB** port to connect the USB cable and charge the device.

The **LED** located to the right of the micro USB indicates the charging status when connected to a power source.

- **GREEN** LED indicates a full charge
- **RED** LED indicates charging in process

NOTE: Approximately 3 hours of continuous charging time is required to fully charge your EcoCharge Powerbank.

RECOMMENDATION: Use the USB cable included in the box with your EcoCharge.

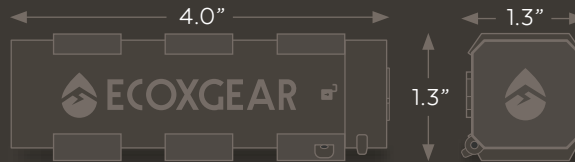
CAUTION: Do **NOT** charge if unit and/or connections are wet or damp.

Important: Maintaining Waterproofness

If the cap is not properly closed, your EcoCharge is **NOT** watertight. To ensure the unit is watertight & waterproof, **ALWAYS CLOSE THE CAP PROPERLY.** To do this, twist the cap so that it is firmly closed.

Specifications

Unit Dimensions



Unit Weight
3.9 ounces

Power Source
3.7V, 2600 mAh
Lithium Battery

USB Input
5V, 1.0A

USB Output
5V, 1.0A

Charging Times
Up to 500 times

Charging Options
USB to adapter
or computer

**Recommended
Storage Temperature**
59°F / 15°C

Waterproof Rating
IP67

English

FCC COMPLIANCE STATEMENT & WARNING:

This device has been tested & found to comply with the limits for a Class B digital device, pursuant to Part 15 of the FCC Rules. These limits are designed to provide reasonable protection against harmful interference in a residential installation. The device generates, uses & can radiate radio frequency energy & if not installed & used in accordance with instructions may cause harmful interference to radio communications. There is no guarantee that interference will not occur in a particular installation. If this device causes interference to radio or television reception try one of these measures: reorient or relocate the receiving antenna, increase separation between device & receiver, connect the device into an outlet on a circuit different from that to which the receiver is connected, consult a dealer or experienced radio / TV technician for assistance. Changes or modifications not expressly approved by the party responsible for compliance could void the user's authority to operate the device and/or void the manufacturer's limited warranty.

PRODUCT USE AND PROTECTION:

Read and Follow all Instructions. Use only as intended.

The ECOXGEAR device is intended to be used indoors or outdoors and in land or water environments. The device has been tested to IP67 waterproofing standards which means the device can be submerged in up to 3 feet of water for 30 minutes without any damage. However, the device is not intended for constant underwater use.

Always make sure the cap(s) / covers(s) are clean, free from sand or debris and correctly fitted. The device will only meet IP67 ratings if all rubber seals, gasket(s) and cap(s) / covers(s) are in place. If your device is exposed to salt water clean it thoroughly after use with fresh water.

The USB cables, connections, and the unit with an improperly fitted or closed cap, are **NOT** waterproof.

To prevent fire or shock, do not attempt to charge this unit if it is wet or you suspect water has entered the unit. In this situation, please return the unit to Grace Digital for a free assessment. If we have found that the unit has carried water we will repair or replace the unit free of charge.

SAFETY ADVISORY & WARNING:

Read and Follow all Instructions. Use only as intended.

CAUTION: Do **NOT** open to repair. A qualified technician must carry out repair work.

ATTENTION: Do **NOT** charge while the unit is wet. Towel dry the unit **AND** make sure all connections are dry **BEFORE** plugging in the charging connector. Failure to do so may result in electrical damage to the unit and may void the warranty.

WARNING: This product may contain chemicals listed in Proposition 65 (www.oehha.ca.gov/prop65/prop65_list/Newlist.html)

WARNING: The unit has a built-in Lithium battery. The battery must **NOT** be used in or near an open heat source or excessive heat.

WARNING: Danger of explosion if battery is incorrectly replaced.

ATTENTION: Do **NOT** dispose of in a landfill. Contact Grace Digital at www.gracesupport.com or a certified recycling agent to dispose of the unit.

ATTENTION: AC adapter is a device forming a part of the main plug therefore the AC adapter can always be readily disconnected from AC socket-outlet.

SAFETY

This product has a limited life span of use and should be replaced when it shows obvious signs of wear.

Do not modify or remove any original component parts of the device. Doing so could cause damage to the unit allowing water to ingress. A unit with water ingress should not be charged due to potential risk of fire or shock.

Do not attempt to mount the unit. Doing so could cause damage to the unit allowing water to ingress. A unit with water ingress should not be charged due to potential risk of fire or shock.

You should always

- 1) Properly seal the ECOXGEAR prior and after each use when in humid or water environments to avoid water damage to the internal components. Salt water / air is particularly corrosive. Always make sure that the gaskets are sealed when in a salt water environment and the unit properly rinsed off after use.
- 2) Properly clean the ECOXGEAR and ensure the gaskets have no sand, dirt or water on them prior to storage or removing the cover.
- 3) Store your unit with all caps properly sealed to avoid long term internal moisture damage inside your unit.
- 4) Completely dry and clean your ECOXGEAR prior to attempting to charge the unit.
- 5) Return the ECOXGEAR to Grace Digital if you suspect water ingress into the unit or if the unit has experienced a severe impact that may have affected the integrity of the unit to take on water.

You should never

- 1) Charge your ECOXGEAR if you suspect water has entered the device. Charging a device with water inside could be potentially hazardous and cause fire or a spark.
- 2) Use your ECOXGEAR if you have dropped it or thrown it against a hard surface which may have destroyed the integrity of the devices, housings or gaskets. In the event of a severe impact to your unit please return the unit to Grace Digital to review for potential damage.
- 3) Open the cap in a water environment. This could cause water to ingress into the unit which could potentially be hazardous and cause a fire or a spark.
- 4) Attempt to fix, repair your ECOXGEAR unit. Please send it back to Grace Digital for any assessments and repairs.

CARE, MAINTENANCE & PRECAUTIONS

- 1) The unit is waterproof only when the cap is properly closed.
- 2) Close the cap properly before use. If the unit is placed in water without the cap properly closed, water may enter into the unit and void your warranty.
- 3) Dry unit completely before opening the cap. Do **NOT** open the cap if wet or in a wet environment.
- 4) Do **NOT** apply excessive force to any surfaces of the unit when wet or in a wet environment.
- 5) Do **NOT** use or store the unit in places with high temperature.
- 6) **AVOID** prolonged exposure to ultraviolet radiation (UV sunlight) and strong magnetic fields.
- 7) Periodically check the rubber seal for premature wear.

8) Periodically clean the rubber with a soft moist cloth and ensure no objects such as dirt, hair, or sand are on the rubber seal ring. Do **NOT** use any oily solvent or chemicals for cleaning.

9) Rinse off the unit with tap water after use in salt water or swimming pool.

10) Power and/or charge the built-in rechargeable battery for portable use by connecting the USB cord to a computer USB connection or to the AC outlet using the AC-to-USB cord 5V, 1A power adapter intended for use with the unit.

11) Do **NOT** remove the built-in battery.

LIMITED MANUFACTURER'S WARRANTY

The EcoCharge is covered by a 3 year limited warranty that covers defects in workmanship and / or materials for a period of 3 years from original purchase date. This warranty does not apply to any products which have been abused, neglected, modified or used for a purpose other than the one for which they were manufactured. Please refer to the above care and maintenance instructions for suggested care details. The warranty is valid only for the original owner who purchases the unit from an authorized dealer. Transfers do not qualify for warranty protection. Grace Digital reserves the right to replace any out-of-stock or discontinued product with a comparable product. Discontinued products may not be available for warranty replacement. Any contents are **NOT** covered by the limited manufacturer's warranty. Warranty terms may be revised without notification at the discretion of the manufacturer. Please visit www.ecoxgear.com for additional product & warranty information.



EcoCharge Waterproof Powerbank by ECOXGEAR, a division of Grace Digital Inc., San Diego, California. Designed in California. Made in China.

